

FLIPPY FACES

PAPER CRAFT TOY

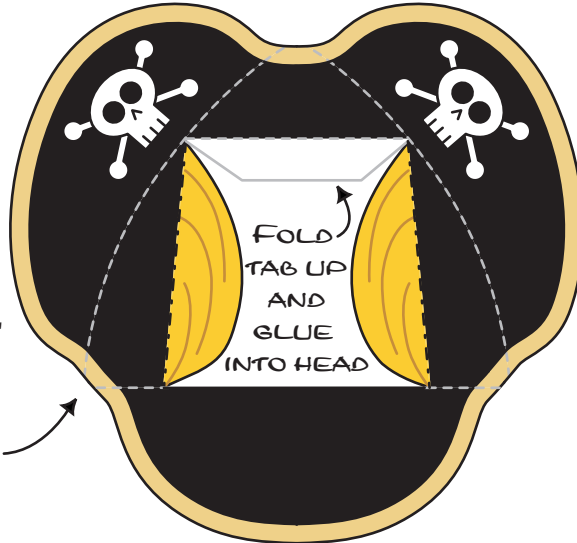
CAPTAIN CUTUP

CAPTAIN CUTUP AND HIS CREW, SCOURGE OF WATERS GREEN AND BLUE, PEG LEG PIRATE OF THE OPEN SEAS, HIS CLOTHES ARE NICE BUT HE'S GOT FLEAS. WITH TREASURE AND FORTUNE ON HIS MIND, WILD ADVENTURE IS NEVER FAR BEHIND. BUCCANEER BROTHERHOOD TILL THE END. WILL YOU TRUST HIM TO BE YOUR FRIEND?

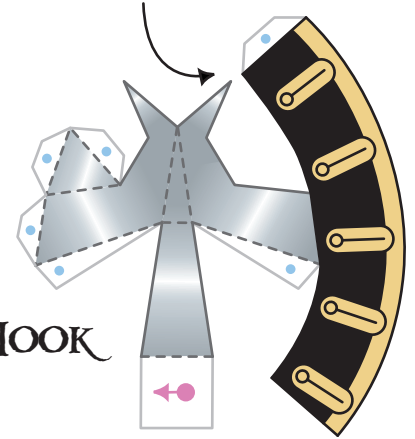


HAT

SCORE CURVED LINES WITH A BLUNT EDGED TOOL TO MAKE THE HAT CURVE



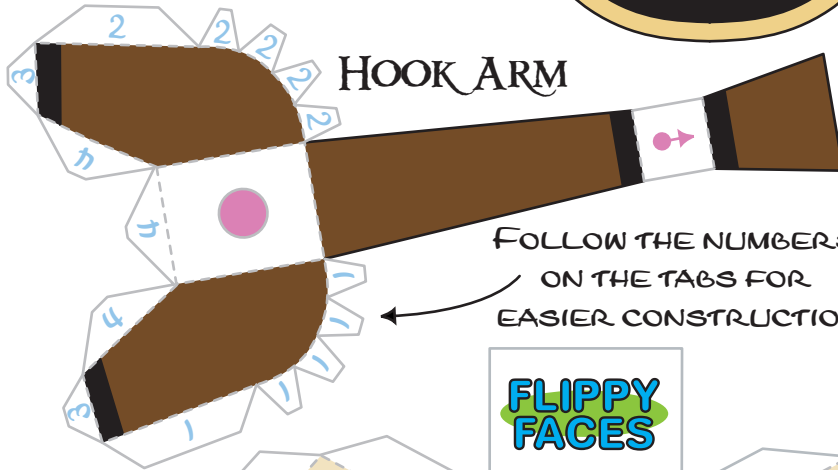
GLUE CUFF TOGETHER AFTER ATTACHING HOOK TO ARM



HOOK

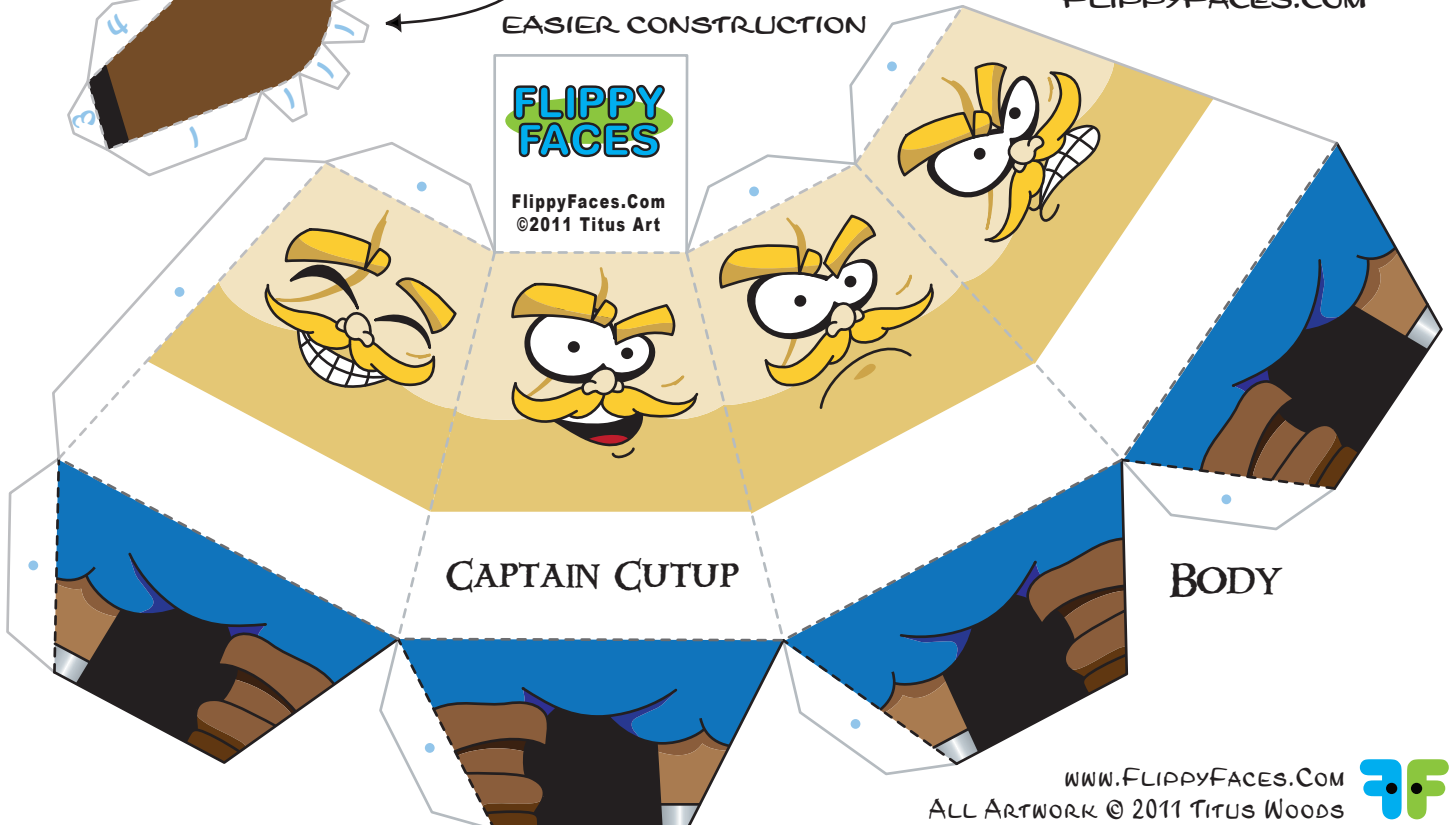
MOUNTAIN FOLD -----
 VALLEY FOLD - - - - -
 GLUE TO SELF ●
 GLUE TO ANOTHER ●

FOR INSTRUCTIONS ON ASSEMBLING THIS PAPER CRAFT TOY GO TO: FLIPPYFACES.COM



HOOK ARM

FOLLOW THE NUMBERS ON THE TABS FOR EASIER CONSTRUCTION



CAPTAIN CUTUP

BODY




FLIPPY FACES

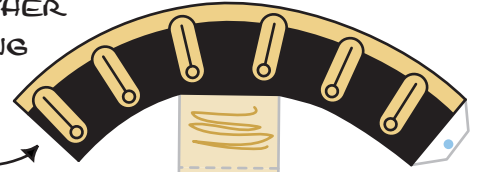
PAPER CRAFT TOY

CAPTAIN CUTUP

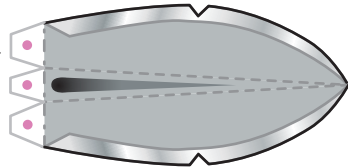
FLIPPY FACES ARE PAPER CRAFT TOYS WITH CHANGEABLE MOODS. LIFT THE HEAD AND TURN THE BODY TO FLIP FACES. SHOW YOUR MOOD WITH YOUR FLIPPY FRIENDS. HAVE FUN!



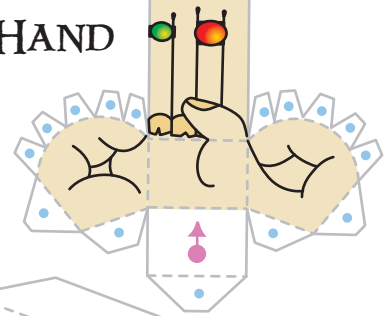
GLUE CUFF TOGETHER AFTER ATTACHING HAND TO ARM



CUTLASS BLADE

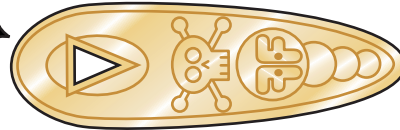


RIGHT HAND

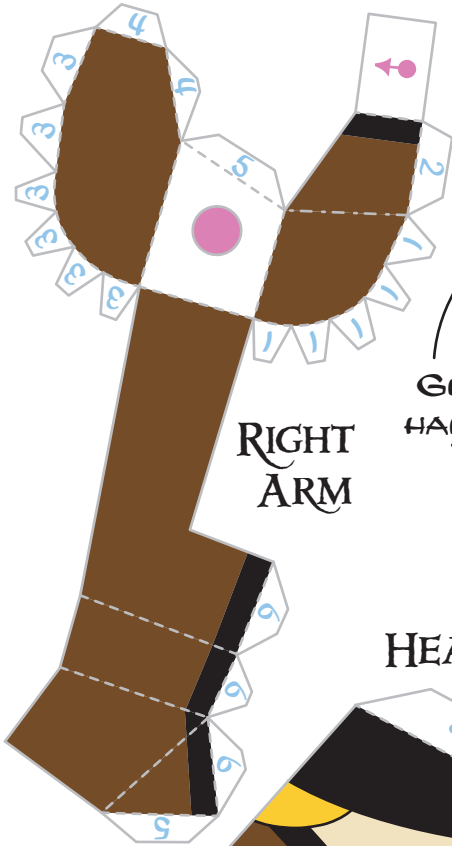


GLUE INTO HAND GUARD

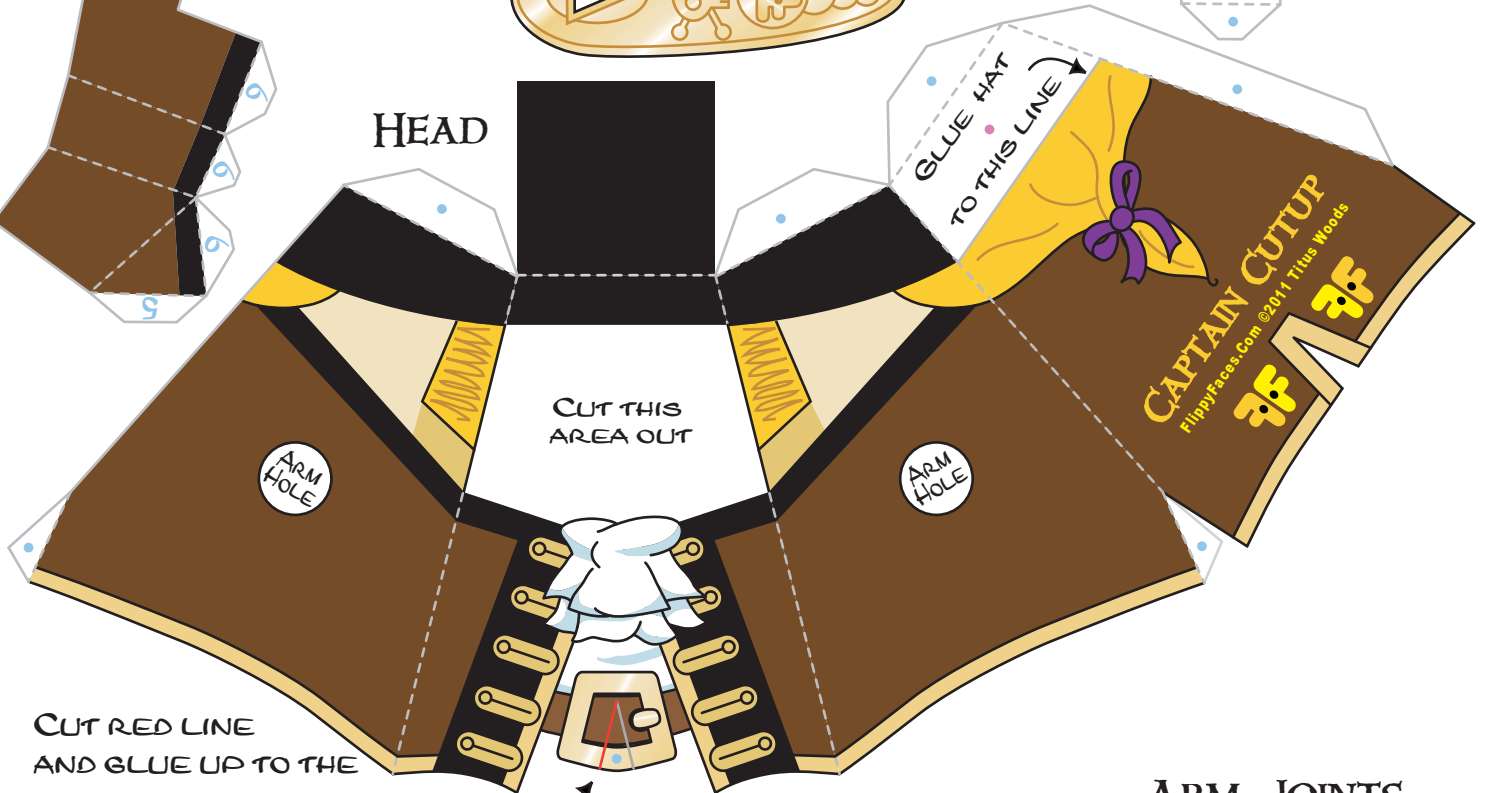
HAND GUARD



RIGHT ARM



HEAD



CUT RED LINE AND GLUE UP TO THE GRAY LINE TO CURVE BELLY

ARM JOINTS

ASSEMBLING MOVABLE ARMS



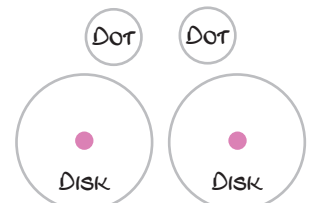
GLUE THE DOT IN THE MIDDLE OF THE DISK.



PLACE DISK WITH DOT, INSIDE THE HEAD, WITH THE DOT POKING THROUGH THE ARM HOLE.

PUT A SPOT OF GLUE ON THE DOT AND PRESS THE ARM ON TO IT FROM THE OUTSIDE OF THE HEAD.

HOLD IN PLACE FOR A MOMENT TO LET THE GLUE DRY.



BACKSIDE OF PIRATE HAT.
PRINT ON THE BACK OF PAGE 1. PRINT HEAD TO HEAD.

